



MEMORANDUM

TO: MEMBERS, TEXAS SENATE
MEMBERS, TEXAS HOUSE OF REPRESENTATIVES

FROM: LARRY E. TEMPLE, EXECUTIVE DIRECTOR, TEXAS WORKFORCE COMMISSION

RAYMUND A. PAREDES, COMMISSIONER, TEXAS HIGHER EDUCATION COORDINATING BOARD *RAP*

SUBJECT: TEXAS CAREER OPPORTUNITY GRANT PROGRAM REPORT
FISCAL YEARS 2010 AND 2011

DATE: JUNE 22, 2012

The Texas Career Opportunity Grant Program was implemented in Fiscal Years 2010 and 2011 through the cooperative efforts of the Texas Workforce Commission and the Texas Higher Education Coordinating Board. Pursuant to Texas Labor Code Section 305.029, we are pleased to submit this annual report to the Texas Legislature which has been approved by both agencies.

If you have additional information or have any questions, please do not hesitate to contact Courtney S. Williamson, Director of Governmental Relations, at 512-463-1802.

Texas Career Opportunity Grant Program Fiscal Years 2010-2011 Report

Jointly Submitted by the Texas Higher Education Coordinating Board
and the Texas Workforce Commission

Background

The Texas Career Opportunity Grant Program (TCOG) provides tuition assistance grants to Texas residents enrolled in career schools and colleges. Created in 2001, TCOG was not implemented previously because funding was not appropriated for it. House Bill 3519, enacted by the 81st Texas Legislature, Regular Session (2009), directed the Texas Workforce Commission (TWC) to enter into a memorandum of understanding (MOU) with the Texas Higher Education Coordinating Board (THECB) for the administration of TCOG. Additionally, the Legislature appropriated \$675,000 for TCOG for each year of the Fiscal Year 2010-2011 biennium (FY10-11).

TWC and THECB worked closely together to implement TCOG in FY10-11. This report describes the implementation effort and provides data on the grants awarded through the program during its first and second years of operation.

Implementation

To begin implementation of TCOG, TWC and THECB held a series of educational meetings to identify the roles and responsibilities best suited for each agency. The required MOU was developed with a division of responsibilities that reflect the expertise of each agency. THECB has experience with the administration of educational grant programs similar to TCOG and, to the extent possible, based TCOG's operations on those of similar programs. Based on its regulatory authority over career schools and colleges and knowledge of the training needed for workforce development, TWC took the lead in identifying the schools and programs eligible for participation in TCOG. The MOU, which reflects the key responsibilities of each agency, as well as shared responsibilities, was signed by both parties, and became effective May 12, 2010.

Other key TCOG implementation efforts included development of program rules and a methodology for identifying educational programs eligible for participation. Completion dates for key activities are shown in the following table:

Key Implementation Actions	Implementation Date
TWC-approved methodology for identification of eligible institutions and programs	2/17/2010
Training workshop conducted for all eligible institutions to inform them of TCOG requirements and responsibilities	4/5/2010
THECB adopted TCOG rules	4/29/2010
Effective date of MOU between TWC and THECB	5/12/2010
Release of FY10 TCOG funds to eligible institutions	7/15/2010–8/20/2010
Release of FY11 TCOG funds to eligible institutions	9/1/2010 – 8/19/2011

Distribution of Funds

In FY 2010, approximately \$610,000 was allocated to 29 schools with eligible programs. In accordance with the state leadership’s request that all agencies identify savings representing a 5 percent reduction in the General Revenue and General Revenue-dedicated appropriations for the 2010-11 biennium, the TCOG funds available for distribution to eligible schools were reduced by 4.81 percent or \$65,000 in FY10. Twenty-seven schools made use of the funds, disbursing \$580,720 in direct grants to students.

In FY 2011, all of the appropriated \$675,000 was allocated to 34 schools with eligible programs. Thirty-two schools made use of the funds, disbursing \$658,278 in direct grants to students.

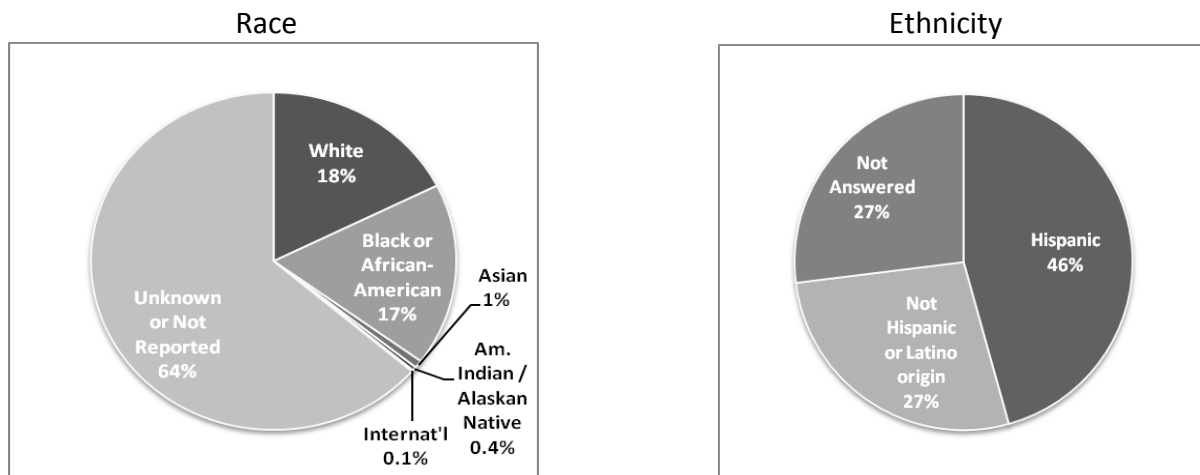
At the time that TCOG funds were distributed to schools, all schools were appropriately licensed by TWC. After allocations were made, some enforcement actions were taken, including placing conditions on a number of schools’ certificates of approval. TWC will review the eligibility requirements for institutions and programs to participate in any future administration of the grant program.

Students Served

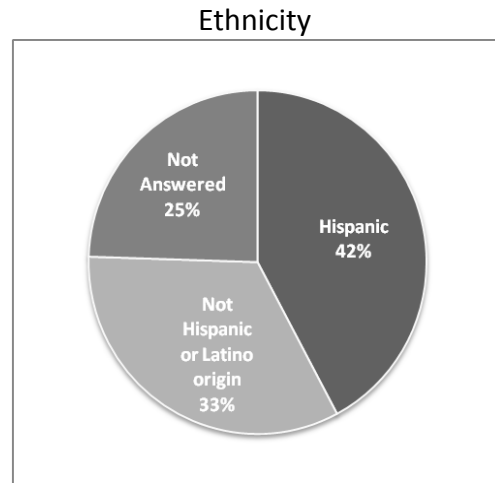
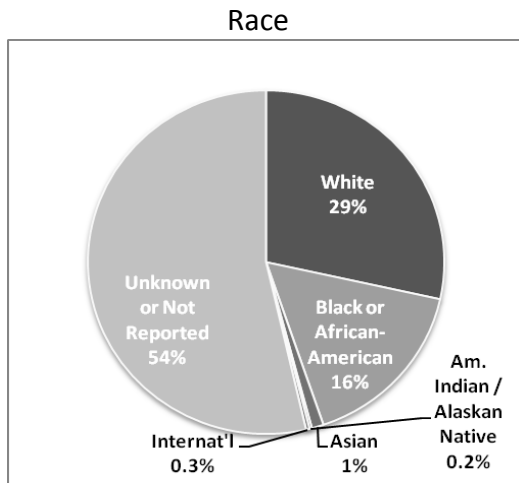
In FY 2010, 812 students received grant awards, and in FY 2011, 931 students received grant awards. The statute provides an upper limit on the amount that can be awarded to each student but does not establish a lower limit. Thus, schools have flexibility in determining the grant amounts they will provide to eligible students. There was significant variation in the average award, varying from a high of \$4,319 in FY 2010 to a low of \$86 per student in FY 2011. The average individual award was \$715 in FY 2010 and \$707 in FY 2011 (see Table 1 at the end of this report).

Detailed reporting from participating TCOG schools, including the number of grants awarded, and race and ethnicity of individuals receiving awards, as required by Texas Labor Code §305.029, are included in Table 2 (see end of report). The following graphs illustrate the distribution of awardees by race and ethnicity for FY 2010 and FY 2011:

FY 2010



FY 2011



Of the grantees, a significant number were veterans receiving priority of service, with 132 such recipients in FY 2010 and 144 in FY 2011. Table 3 (see end of report) provides data on the number of awardees at each school receiving veterans' priority of service.

Conclusion

The successful distribution of TCOG funds indicates that students enrolled in career school and college programs continue to need financial assistance. Recognizing that the need for financial assistance exceeds the General Revenue funds available, the state's documented need for workforce development in certain career fields remains a primary focus when determining which educational programs should be eligible for TCOG participation. Given the state's projected deficit, funds for the TCOG program were not appropriated for the FY12-13 biennium. Discussion will be required during the 83rd Texas Legislative Session about future funding for TCOG.

TABLE 1
Texas Career Opportunity Grant Program - School Allocations

Fiscal Year 2010				
Participating Schools	Allocation	Amount Spent	Average Award	Total Awards / Awardees
Academy of Health Care Professions - Austin	\$8,947.00	\$7,450.00	\$298.00	25
Academy of Health Care Professions - Houston	\$15,024.00	\$0.00	\$0.00	0
ATI Career Training Ctr - N. Richland Hills	\$32,581.00	\$32,581.00	\$4,072.63	8
ATI Technical Training Ctr - Dallas (Maple Ave.)	\$39,080.00	\$39,080.00	\$407.08	96
Capitol City Trade & Technical School - Austin	\$12,998.00	\$12,995.00	\$371.29	35
Career Centers of Texas - Brownsville	\$9,031.00	\$4,319.00	\$4,319.00	*
Career Centers of Texas - Corpus Christi	\$22,114.00	\$22,114.00	\$597.68	37
Career Quest - San Antonio	\$7,934.00	\$7,934.00	\$495.88	16
Computer Career Center - Amarillo	\$4,051.00	\$4,000.00	\$250.00	16
Computer Career Center - El Paso	\$27,516.00	\$27,516.00	\$764.33	36
Computer Career Center - Lubbock	\$1,857.00	\$1,857.00	\$97.74	19
Everest Institute - Austin	\$29,458.00	\$29,458.00	\$4,208.29	7
Everest Institute - Fort Worth	\$844.00	\$844.00	\$844.00	*
Everest Institute - Houston	\$46,592.00	\$46,592.00	\$3,106.13	15
Everest Institute - San Antonio	\$52,922.00	\$52,922.00	\$499.26	106
ITT - Arlington	\$28,107.00	\$28,107.00	\$1,479.32	19
ITT - Austin	\$30,977.00	\$30,850.00	\$1,101.79	28
ITT - Richardson	\$29,626.00	\$29,626.00	\$925.81	32
ITT - San Antonio	\$35,704.00	\$33,832.00	\$4,229.00	8
Kaplan Career Institute - San Antonio	\$5,993.00	\$0.00	\$0.00	0
Kaplan College - Midland	\$8,525.00	\$8,525.00	\$266.41	32
Ocean Corporation, The - Houston	\$24,140.00	\$24,140.00	\$2,194.55	11
Remington College - Fort Worth	\$7,681.00	\$7,681.00	\$960.13	8
South Texas Vocational Technical Institute - Weslaco	\$14,518.00	\$14,518.00	\$2,074.00	7
Western Technical College - El Paso (Diana St.)	\$1,351.00	\$1,351.00	\$168.88	8
Western Technical College - El Paso (Plaza Cir.)	\$35,872.00	\$35,872.00	\$245.70	146
Westwood College - Houston	\$21,945.00	\$21,945.00	\$914.38	24
Westwood College - Dallas	\$34,438.00	\$34,438.00	\$717.46	48
Westwood College - Ft. Worth	\$20,173.00	\$20,173.00	\$877.09	23
TOTAL	\$609,999	\$580,720	\$715.17	812

* To protect the privacy of students included in this report, an asterisk (*) is used when fewer than 5 students were reported. Totals for each column, however, include all recipients.

Fiscal Year 2011				
Participating Schools	Allocation	Amount Spent	Average Award	Total Awards / Awardees
Academy of Health Care Professions - Austin	\$8,575.00	\$8,575.00	\$225.66	38
Academy of Health Care Professions - Houston	\$14,400.00	\$14,400.00	\$553.85	26
ATI Career Training Ctr - N. Richland Hills	\$31,226.00	\$31,226.00	\$1,734.78	18
ATI Technical Training Ctr - Dallas (Maple Ave.)	\$37,455.00	\$37,455.00	\$378.33	99
ATI Career Training Ctr - Dallas (10003 Technology Blvd., West)	\$1,294.00	\$0.00	\$0.00	0
Capitol City Trade & Technical School - Austin	\$12,458.00	\$12,458.00	\$479.15	26
Career Point College - San Antonio	\$4,449.00	\$0.00	\$0.00	0
Career Quest - San Antonio	\$7,604.00	\$7,604.00	\$691.27	11
Computer Career Center - Amarillo	\$3,883.00	\$3,883.00	\$242.69	16
Computer Career Center - El Paso	\$26,696.00	\$26,696.00	\$741.56	36
Computer Career Center - Lubbock	\$1,780.00	\$1,780.00	\$296.67	6
Everest Institute - Austin	\$28,233.00	\$20,400.00	\$408.00	50
Everest Institute - Fort Worth	\$809.00	\$809.00	\$269.67	*
Everest Institute - Houston	\$44,655.00	\$44,655.00	\$4,059.55	11
Everest Institute - San Antonio	\$50,722.00	\$50,722.00	\$278.69	182
ITT - Arlington	\$26,939.00	\$26,939.00	\$1,924.21	14
ITT - Austin	\$29,689.00	\$29,689.00	\$802.41	37
ITT - Richardson	\$28,395.00	\$28,395.00	\$946.50	30
ITT - San Antonio	\$34,219.00	\$32,233.00	\$3,581.44	9
Kaplan College - Beaumont	\$809.00	\$809.00	\$269.67	*
Kaplan College - Corpus Christi	\$21,195.00	\$21,195.00	\$883.13	24
Kaplan College - El Paso	\$3,155.00	\$3,155.00	\$450.71	7
Kaplan College - Midland	\$8,171.00	\$8,171.00	\$480.65	17
Lincoln College of Technology - Grand Prairie	\$82,433.00	\$82,433.00	\$1,917.05	43
Ocean Corporation, The - Houston	\$23,136.00	\$23,136.00	\$2,103.27	11
Remington College - Fort Worth	\$7,362.00	\$7,362.00	\$1,840.50	*
Sanford Brown Institute - Houston	\$1,294.00	\$1,294.00	\$431.33	*
South Texas Vocational Technical Institute - Weslaco	\$13,914.00	\$12,754.00	\$1,159.45	11
Valley Grande Insitute for Academic Studies - Weslaco	\$10,678.00	\$10,678.00	\$2,669.50	*
Western Technical College - El Paso (Diana St.)	\$1,294.00	\$1,294.00	\$86.27	15
Western Technical College - El Paso (Plaza Cir.)	\$34,705.00	\$34,705.00	\$347.05	100
Westwood College - Houston	\$21,033.00	\$21,033.00	\$956.05	22
Westwood College - Dallas	\$33,006.00	\$33,006.00	\$1,000.18	33
Westwood College - Ft. Worth	\$19,334.00	\$19,334.00	\$878.82	22
TOTAL	\$675,000	\$658,278	\$707.07	931

* To protect the privacy of students included in this report, an asterisk (*) is used when fewer than 5 students were reported. Totals for each column, however, include all recipients.

TABLE 2
Texas Career Opportunity Grant Program - Awardees by Ethnicity and Race

Fiscal Year 2010										
Participating Schools	Ethnic Origin			Race						
	1: Hispanic	2: Not Hispanic or Latino origin	3: Not Answered	1: White	2: Black or African-American	3: Asian	4: American Indian or Alaskan Native	5: International	6: Unknown or Not Reported	7: Native Hawaiian or Other Pacific Islander
Academy of Health Care Professions - Austin	7	17	*	12	*	*	0	*	7	0
Academy of Health Care Professions - Houston	0	0	0	0	0	0	0	0	0	0
ATI Career Training Ctr - N. Richland Hills	*	0	6	*	*	0	0	0	6	0
ATI Technical Training Ctr - Dallas (Maple Ave.)	31	63	*	11	52	0	0	0	33	0
Capitol City Trade & Technical School - Austin	17	18	0	10	*	*	*	0	18	0
Career Centers of Texas - Brownsville	0	0	*	0	0	0	0	0	*	0
Career Centers of Texas - Corpus Christi	*	0	34	0	0	0	0	0	37	0
Career Quest - San Antonio	9	6*		8	0	0	0	0	8	0
Computer Career Center - Amarillo	*	15	0	12	*	0	0	0	*	0
Computer Career Center - El Paso	34	*	0	*	0	0	0	0	34	0
Computer Career Center - Lubbock	9	10	0	8	*	0	0	0	9	0
Everest Institute - Austin	0	0	7	0	0	0	0	0	7	0
Everest Institute - Fort Worth	*	0	0	0	0	0	0	0	*	0
Everest Institute - Houston	0	0	15	0	0	0	0	0	15	0
Everest Institute - San Antonio	75	0	31	15	12	*	0	0	77	0
ITT - Arlington	6	13	0	*	6	0	0	0	10	0
ITT - Austin	0	0	28	0	0	0	0	0	28	0
ITT - Richardson	*	9	20	*	5	0	0	0	23	0
ITT - San Antonio	5	*	0	8	0	0	0	0	0	0
Kaplan Career Institute - San Antonio	0	0	0	0	0	0	0	0	0	0
Kaplan College - Midland	0	0	32	0	0	0	0	0	32	0
Ocean Corporation, The - Houston	*	10	0	*	5	*	0	0	*	0
Remington College - Fort Worth	*	5	0	*	*	0	0	0	*	0
South Texas Vocational Technical Institute - Weslaco	6	0	*	0	0	0	0	0	7	0
Western Technical College - El Paso (Diana St.)	*	*	0	*	*	0	0	0	*	0
Western Technical College - El Paso (Plaza Cir.)	136	0	10	5	*	0	*	0	137	0
Westwood College - Houston	*	11	11	*	11	0	0	0	9	0
Westwood College - Dallas	14	16	18	19	22	0	0	0	7	0
Westwood College - Ft. Worth	*	20	*	12	8	0	0	0	*	0
TOTAL	371	222	219	143	142	6	3	1	517	0

* To protect the privacy of students included in this report, an asterisk (*) is used when fewer than 5 students were reported. Totals for each column, however, include all recipients.

Fiscal Year 2011										
Participating Schools	Ethnic Origin			Race						
	1: Hispanic	2: Not Hispanic or Latino origin	3: Not Answered	1: White	2: Black or African-American	3: Asian	4: American Indian or Alaskan Native	5: International	6: Unknown or Not Reported	7: Native Hawaiian or Other Pacific Islander
Academy of Health Care Professions - Austin	16	22	0	18	*	*	0	0	16	0
Academy of Health Care Professions - Houston	7	19	0	8	9	*	0	0	7	0
ATI Career Training Ctr - N. Richland Hills	3	13	*	8	5	0	0	0	5	0
ATI Technical Training Ctr - Dallas (Maple Ave.)	23	42	34	11	60	0	*	0	26	0
ATI Career Training Ctr - Dallas (10003 Technology Blvd., West)	0	0	0	0	0	0	0	0	0	0
Capitol City Trade & Technical School - Austin	15	11	0	8	*	*	0	0	15	0
Career Point College - San Antonio	0	0	0	0	0	0	0	0	0	0
Career Quest - San Antonio	7	*	0	7	0	0	0	0	*	0
Computer Career Center - Amarillo	5	11	0	9	*	0	0	0	*	0
Computer Career Center - El Paso	34	*	0	*	0	0	0	0	34	0
Computer Career Center - Lubbock	3	*	*	0	0	0	0	0	6	0
Everest Institute - Austin	19	31	0	12	10	*	0	0	26	0
Everest Institute - Fort Worth	1	*	0	*	*	0	0	0	*	0
Everest Institute - Houston	5	0	6	0	5	*	0	0	5	0
Everest Institute - San Antonio	45	23	114	55	13	*	0	0	113	0
ITT - Arlington	1	0	13	*	*	0	0	0	9	0
ITT - Austin	0	0	37	0	0	0	0	0	37	0
ITT - Richardson	13	17	0	14	*	0	0	0	15	0
ITT - San Antonio	5	*	0	9	0	0	0	0	0	0
Kaplan College - Beaumont	1	*	0	*	0	0	0	0	0	0
Kaplan College - Corpus Christi	19	5	0	23	*	0	0	0	0	0
Kaplan College - El Paso	6	*	0	*	0	0	0	0	6	0
Kaplan College - Midland	10	*	5	9	*	0	0	0	7	0
Lincoln College of Technology - Grand Prairie	6	34	*	27	11	0	0	0	5	0
Ocean Corporation, The - Houston	1	10	0	7	*	0	0	0	*	0
Remington College - Fort Worth	4	0	0	0	0	0	0	0	*	0
Sanford Brown Institute - Houston	2	*	0	*	0	*	0	0	0	0
South Texas Vocational Technical Institute - Weslaco	11	0	0	0	0	0	0	0	11	0
Valley Grande Insitute for Academic Studies - Weslaco	4	0	0	*	0	0	0	0	0	0
Western Technical College - El Paso (Diana St.)	9	6	0	*	*	0	0	0	10	0
Western Technical College - El Paso (Plaza Cir.)	94	6	0	6	0	0	0	0	94	0
Westwood College - Houston	11	7	*	0	*	0	0	*	17	0
Westwood College - Dallas	8	19	6	6	13	0	0	*	13	0
Westwood College - Ft. Worth	5	14	3	8	*	*	0	*	8	0
TOTAL	393	310	228	265	152	10	2	3	499	0

* To protect the privacy of students included in this report, an asterisk (*) is used when fewer than 5 students were reported. Totals for each column, however, include all recipients.

TABLE 3

Texas Career Opportunity Grant Program - Awardees Receiving Veteran Priority of Service

FY 2010			FY 2011		
Participating Schools	Veterans	Total Awards /	Participating Schools	Veterans	Total
Academy of Health Care Professions - Austin	*	25	Academy of Health Care Professions - Austin	0	38
Academy of Health Care Professions - Houston	0	0	Academy of Health Care Professions - Houston	5	26
ATI Career Training Ctr - N. Richland Hills	0	8	ATI Career Training Ctr - N. Richland Hills	18	18
ATI Technical Training Ctr - Dallas (Maple Ave.)	*	96	ATI Technical Training Ctr - Dallas (Maple Ave.)	*	99
Capitol City Trade & Technical School - Austin	*	35	ATI Career Training Ctr - Dallas (10003 Technology Blvd., West)	0	0
Career Centers of Texas - Brownsville	*	*	Capitol City Trade & Technical School - Austin	*	26
Career Centers of Texas - Corpus Christi	*	37	Career Point College - San Antonio	0	0
Career Quest - San Antonio	0	16	Career Quest - San Antonio	0	11
Computer Career Center - Amarillo	*	16	Computer Career Center - Amarillo	*	16
Computer Career Center - El Paso	*	36	Computer Career Center - El Paso	0	36
Computer Career Center - Lubbock	*	19	Computer Career Center - Lubbock	*	6
Everest Institute - Austin	7	7	Everest Institute - Austin	*	50
Everest Institute - Fort Worth	0	*	Everest Institute - Fort Worth	0	*
Everest Institute - Houston	14	15	Everest Institute - Houston	7	11
Everest Institute - San Antonio	11	106	Everest Institute - San Antonio	15	182
ITT - Arlington	*	19	ITT - Arlington	0	14
ITT - Austin	*	28	ITT - Austin	*	37
ITT - Richardson	*	32	ITT - Richardson	*	30
ITT - San Antonio	7	8	ITT - San Antonio	6	9
Kaplan Career Institute - San Antonio	0	0	Kaplan College - Beaumont	*	*
Kaplan College - Midland	*	32	Kaplan College - Corpus Christi	*	24
Ocean Corporation, The - Houston	11	11	Kaplan College - El Paso	0	7
Remington College - Fort Worth	0	8	Kaplan College - Midland	0	17
South Texas Vocational Technical Institute - Weslaco	*	7	Lincoln College of Technology - Grand Prairie	43	43
Western Technical College - El Paso (Diana St.)	8	8	Ocean Corporation, The - Houston	11	11
Western Technical College - El Paso (Plaza Cir.)	18	146	Remington College - Fort Worth	*	*
Westwood College - Houston	9	24	Sanford Brown Institute - Houston	0	*
Westwood College - Dallas	11	48	South Texas Vocational Technical Institute - Weslaco	*	11
Westwood College - Ft. Worth	13	23	Valley Grande Insitute for Academic Studies - Weslaco	0	*
TOTAL	132	812	Western Technical College - El Paso (Diana St.)	15	15
			Western Technical College - El Paso (Plaza Cir.)	0	100
			Westwood College - Houston	*	22
			Westwood College - Dallas	*	33
			Westwood College - Ft. Worth	0	22
			TOTAL	144	931

* To protect the privacy of students included in this report, an asterisk (*) is used when fewer than 5 students were reported. Totals for each column, however, include all recipients.